


Notes

Section S-4 Seminars



Tanah Keeta Scout Reservation
Tequesta, Florida
November 7-9, 2008

My Brothers,

It brings me great pride to welcome you to the 2008 Section S-4 Seminars, the very first gathering of brothers from our new section. This weekend will be a fun packed experience that you will not soon forget. Our friends from Aal-Pa-Tah Lodge have put in countless hours of service to make this the best Section Seminars in years, from the wonderful facilities to the outstanding recreational activities their hard work is seen around every corner. This weekend you will have access to some of the best trainers in the Section who will work with you on any subject that you want to learn about. So take advantage of these opportunities to learn more about the Order of the Arrow, and make new friends in the process.

Yours in Brotherhood,

Sean Ferrier

Section Vice Chief

Weekend Schedule

Friday

3:00 pm	Registration Opens	Health Lodge
	OA Grill Opens	Trading Post
	Camp Trading Post Opens	Trading Post
	Seminars Trading Post Opens	OA Lodge Building
5:00 pm	Free Climb	Climbing Wall
8:30 pm	Welcome	Fire Ring in front of OA Lodge
9:00 pm	Cracker Barrel/Patch Trading	Fire Ring/Dining Hall
9:00 pm	Dive-in Movie	Pool
9:00 pm	Council of Chiefs	Waterfront Pavilion
9:30 pm	Brotherhood Candidate Meeting	Handicraft Shelter
11:30 pm	Lights Out	

Saturday

7:30-8:45 am	Breakfast	Dining Hall
8:00 am	Registration Opens	Friends House
9:00 am	Camp Trading Post Opens	Trading Post
	OA Grill Opens	Trading Post
	Seminars Trading Post Opens	OA Lodge Building
9 am-12 pm	Training 1, 2 and 3	
9 am-12 pm	Council of Chiefs	Waterfront Pavilion
12-1:00 pm	Lunch	Dining Hall
1:15-4:15 pm	Training 4, 5 and 6	
1 pm-4 pm	Council of Chiefs (if needed)	Waterfront Pavilion
4:15 pm	Brotherhood Counseling	Handicraft Shelter
4:30 pm	Pool	Pool
	Climbing Wall	Climbing Wall
	Volleyball and Basketball	Sports Courts
	16 and Older Shotgun	Shotgun Range
6 pm-7:30 pm	Dinner (High Adventure promo)	Dining Hall
7:30 pm	Powwow	Dance Arbor behind Campmaster
	Basketball	Sports Courts
	Evening Climb	Climbing Wall
	Hearts Tournament	Dining Hall
	Free Swim	Swimming Pool
9:00 pm	Cracker Barrel & Patch Auction	Dining Hall
10:30 pm	Brotherhood Ceremony	OA Ring (all lodges welcome)
2:37 am	237 Surprise	

Sunday

7:30 am	Wake-up or get more coffee	
8:00 am	Breakfast—Class A	Dining Hall
8:30 am	Chapel Service	Chapel
	Section Trading Post	OA Lodge Building
9:00 am	Trading Post Opens	Trading Post
9:30 am	Checkout with Campsite Guide	Campsite

Leadership


OA Scoutreach Mentoring	L-1	Learn the purpose and reasoning behind the OA ScoutReach Mentoring program. Understand the reasoning why the OA has such an important role in helping the ScoutReach program to succeed. Learn how the program works and functions. Realize there are recognitions available for those who become ScoutReach Mentors.
NOAC, OAHA, and National Activities	L-1	Discuss various promotional techniques, travel ideas, and side trips with members of other Lodges in this open forum style session. This session also includes an AC ⁵ recap and some great promotional ideas for NOAC 2009.
Designing a quality website	L-5	Learn about different techniques and ideas used by Lodges when designing a website that will serve your members needs, keep people interested in the website, and improve the quality of your Lodge website.
Leave-no-Trace Camping	L-3	Learn different methods of reducing your ecological footprint. Members can share ideas of how to keep scouts interested in protecting the outdoors, and preserving our camps and parks
How to run a Chapter effectively	L-6	Understand the job descriptions of chapter officers' Chief, Vice Chief, Secretary, and Adviser and how they apply to Chapter meetings. Understand the roles of a Chapter Chief and the Adviser at these meetings. Appropriate components of Chapter meetings. Agenda creation and items to include for a Chapter meeting. Purpose(s) of Chapter meetings. Roundtable discussion for questions and answers. Understand the fundamentals of chapter management.
Being an Advisor, what works	L-5	An open forum type session to help advisors understand their role in the Lodge or Chapter. Also to share successful strategies and ideas that could help other Lodges improve the experience of their members.
The Elangomat Program	L-5	Learn to successfully implement the Elangomat program in your Lodge. Where to start, how to ensure a meaningful induction, following through on the program to receive maximum benefits for the new members and for the Lodge.

Leadership (cont.)

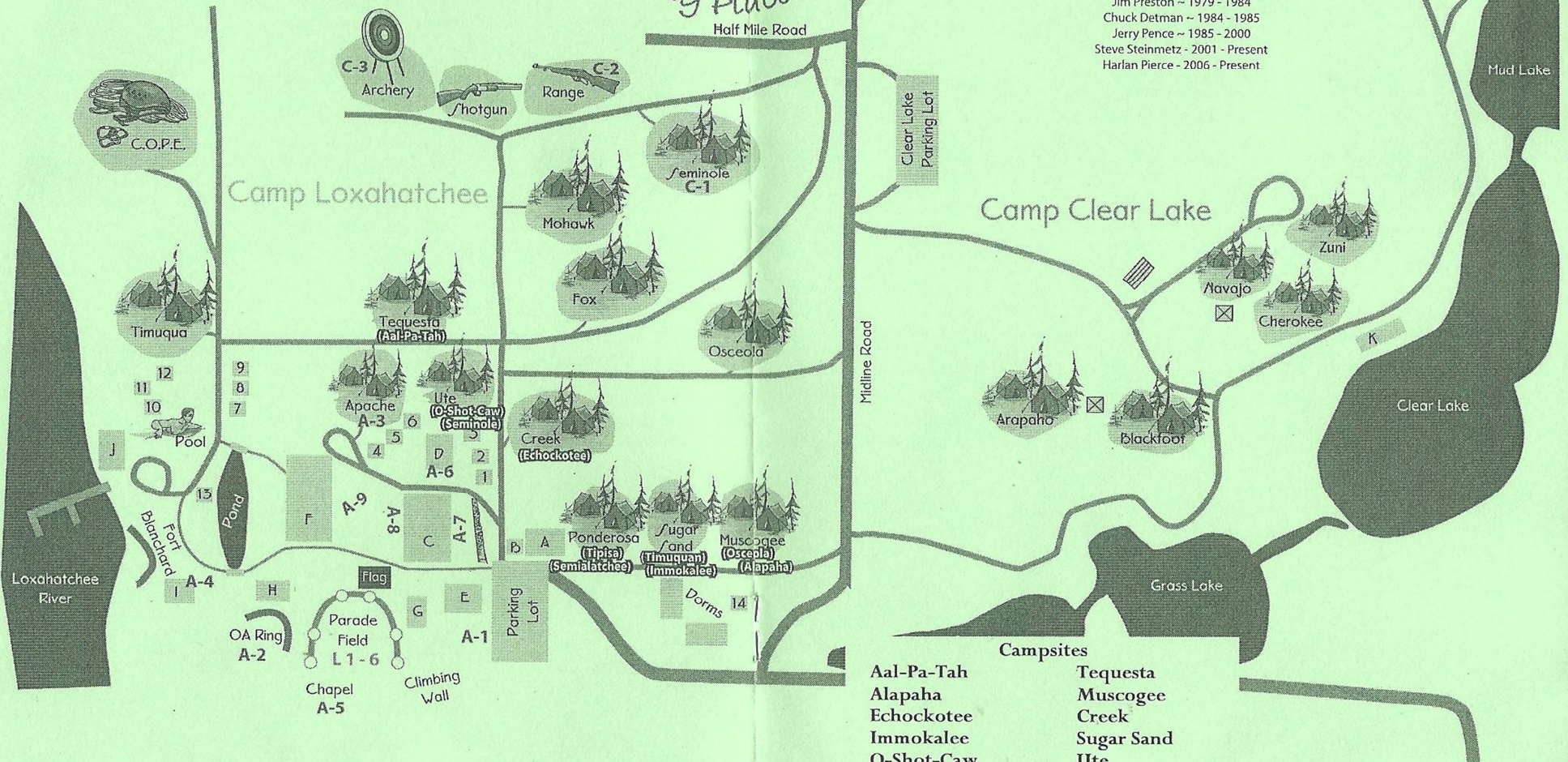
Robert and his Rules of Order	L-3	Learn the proper way to run a meeting using Parliamentary Procedure.
Building a successful team	L-4	What should you consider when selecting people to work with on projects? We will share ideas to help choose the right person for the job and make your team as effective as possible.
Conducting Unit Elections	L-3	Recognize why unit elections are important in the OA and how the quality of presentation can improve the unit leader's perception of the OA. Fully understand the youth and adult membership requirements and unit election procedures. Learn the unit election and adult nomination procedures. Learn how to work with a unit election team to properly conduct a unit election.
Youth and Adults working together	L-2	To understand the skills necessary to develop a good working relationship between youth and adults. Understanding the roles within the youth/adviser relationship. Learn what youth and advisors should expect from each other. Examine different youth/adviser relationships.
Working with Cub Scouts	L-6	Acquaint lodge leaders with the Cub Scout program, especially camping and advancement. Provide lodge leaders with venues they can use to become involved in the Cub Scout program. Provide lodge leaders with resources needed to promote Cub Scout camping. Provide lodge leaders with resources to conduct Webelos Crossover and Arrow of Light ceremonies. Using Leadership Skills to implement these goals.
Producing a quality newsletter	L-4	Brainstorm different techniques to make your Lodge publications stand out, share ideas of how to include more people in your newsletter and produce a more effective publication.

- A - Health Lodge & Friends House
- B - Welcome Pavillion
- C - Trading Post / Office / Quartermaster
- D - Handicraft
- E - Campmaster House
- F - Dining Hall
- G - Program Cabin
- H - OA Lodge
- I - Nature Lodge
- J - Boat House
- K - Clear Lake Waterfront

- 1 - Computer Cabin
- 2 - Scoutmaster Lounge
- 3 - Radio Cabin
- 4 - Staff Cabin
- 5 - Staff Cabin
- 6 - Staff Cabin
- 7 - Storage Cabin
- 8 - Storage Cabin
- 9 - Storage Cabin
- 10 - Staff Cabin (Renovation)
- 11 - Staff Cabin (Renovation)
- 12 - Staff Cabin
- 13 - Storage Cabin
- 14 - Storage Cabin



Camp Rangers
 Jack Oldham ~ 1970 - 1978
 Calvin Bailey ~ 1978 - 1980
 Jim Preston ~ 1979 - 1984
 Chuck Detman ~ 1984 - 1985
 Jerry Pence ~ 1985 - 2000
 Steve Steinmetz - 2001 - Present
 Harlan Pierce - 2006 - Present



- Campsites**
- Aal-Pa-Tah
 - Alapaha
 - Echokotee
 - Immokalee
 - O-Shot-Caw
 - Osceola
 - Semialachee
 - Seminole
 - Timuquan
 - Tipisa
 - Tequesta
 - Muscogee
 - Creek
 - Sugar Sand
 - Ute
 - Muscogee
 - Ponderosa
 - Ute
 - Sugar Sand
 - Ponderosa

Leadership Seminars — Parade Field/Trading Post
 Ceremonies Seminars—Archery Range, Rifle Range and Seminole Campsite
 AIA Seminars—Arbor, OA Ring, Nature Lodge and Handicraft



Instant cash discounts!
www.ScoutSavings.com

Leadership Schedule and Locations

	session 1	session 2	session 3	session 4	session 5	session 6
OA Scoutreach Mentoring	L-1	L-1		L-1		
NOAC, OAHA, and National Activities	L-1		L-1		L-1	
Designing a Quality Website				L-5		L-3
Leave no Trace Camping		L-3				
How to Run a Chapter effectively		L-6				
Being an Adviser, What Works					L-5	
The Elangomat Program	L-5					
Robert and His Rules of Order				L-3		
Conducting Unit Elections	L-3		L-3			L-2
Youth and Adults Working Together					L-5	
Working with Cub Scouts						L-6
Building a Successful Team	L-4	L-4				
Producing a Quality Newsletter					L-4	L-4

Ceremonies

It's More than Four: Building the Team	C-1	Learn how to make the ceremonial experience a lasting memory for members going through the ceremony. Learn certain tips and tricks helpful in creating a top notch ceremonial experience when competing and when performing for the members of your Lodge.
From the Torchlit Ceremony: Symbolic progression from Pre-Ordeal to Ordeal	C-2	See different items used by ceremonialists playing different roles in the various ceremonies. Learn about the items used by each principle and their significance in the ceremony.
Sealing the Ties: Brotherhood	C-1	Get an in-depth look at the Brotherhood ceremony including the background and history of the ceremony, how to properly execute the ceremony, how to make a lasting impression, and how to prepare beforehand. Please only attend this class if you have been through this ceremony.
Crash course ceremonies advising	C-3	How to get members involved in ceremonies and make your ceremonies team stand out. Also share ways of getting new ceremonialists started immediately and how to keep older members involved.

Schedule and Locations

	session 1	session 2	session 3	session 4	session 5	session 6
It's More than Four: Building the Team	C-1		C-1		C-1	
From the Torchlit Ceremony: Symbolic Progression from Pre-Ordeal to Ordeal	C-2		C-2		C-2	
Sealing the Ties: Brotherhood			C-1			C-1
Crash Course Ceremonies Advising	C-3					

American Indian Activities

Dancing

Straight Dancing	A-1	Learn the customs and traditions associated with different styles of dancing including the history and background of each style.
Traditional Dancing	A-2	

Clothing

Straight Dance clothes	A-1	Learn about the types of clothes used for dancing, the background of items, and the reason behind different items used by dancers. Learn to distinguish different styles of dance based on the type of clothes that the dancer is wearing.
Traditional clothes	A-2	
Seminole clothes	A-4	

Crafts and Accessories

Fan building	A-6	Learn how to make various items and crafts used by dancers. Build your own crafts to take home with you.
Mirror boards	A-6	
Center seam moccasins	A-6	

Schedule and Locations

	Session 1	Session 2	Session 3	Session 4	Session 5	Session 6
Straight Dancing					A-1	
Traditional Dancing		A-2				
Straight Dance Clothes		A-1				
Traditional Clothes					A-2	
Seminole Clothes		A-4				
Fan Building			A-6			
Mirror Boards	A-6					
Center Seam Moccasins					A-6	

GO! Scouting

Tanah Keeta Scout Reservation 2009 Summer Camp

SPACE: Scouting For The Next Generation

There is a lot to do at Tanah Keeta during Summer Camp and the best part is at TK is your camp fee is **ALL INCLUSIVE**.

You can register for summer camp by contacting the council service center at 561-694-8585

For more information visit us at www.tanahkeeta.com

Do you know how many different things you can cook in here?

Come to TK for Summer Camp and find out!

We Offer PADI Scuba Certification



BOY SCOUTS OF AMERICA