


# Section S-4S Seminars

## Council of Chiefs



Flaming Arrow Scout Reservation

Lake Wales, FL

November 3-5, 2006

Hosted by Seminole Lodge  
& the 2006 Council of Chiefs


## Welcome!

My Brothers,

Welcome to the 2006 Section S-4S Seminars on-site at Flaming Arrow Scout Reservation! Over thirty years have passed since our section first began hosting its annual Seminars training event, and the sound principles of brotherhood, cheerfulness, and service have remained steadfast in its recreation every autumn since. Inspired by national Order of the Arrow events such as Indian Summer, NOAC, and the National Leadership Seminars, our section leadership has worked with host Seminole Lodge to put together the greatest Seminars in history. This weekend, you will be joined by Arrowmen from around the state to experience intense training that will be both mentally challenging and exciting, while focusing on one of three main areas of Order of the Arrow interest: American Indian Activities, Ceremonial Events, or Leadership Development. As you travel throughout Flaming Arrow S.R. this weekend, be sure to think about your role in our Order, and how you can use the experience you've gained to help strengthen your unit, chapter, lodge, and section in the years to come.

The section officers and I thank you for coming out this weekend, and we look forward to seeing you throughout the 2006 Section S-4S Seminars!

WWW,



T. Alex Gomez  
Section S-4S Chief

## Weekend Schedule

### Friday

|             |                                                |
|-------------|------------------------------------------------|
| 4:00-9:00   | Registration                                   |
| 5:30-6:00   | Interfaith Scout's Own Service (Chapel)        |
| 9:00        | Council of Chiefs (Jenkins Hall)               |
| 10:00-11:15 | Cracker Barrel/Activity (individual campsites) |
| 11:30       | Lights Out                                     |

### Saturday

|             |                                                                                                                                                                          |
|-------------|--------------------------------------------------------------------------------------------------------------------------------------------------------------------------|
| 7:30-8:45   | Breakfast (Wood Hall)                                                                                                                                                    |
| 9:00-12:00  | Training <ul style="list-style-type: none"><li>▪ AIA (Climbing Tower area)</li><li>▪ CERE (Seminole Trail area)</li><li>▪ LEAD (Parade Field area)</li></ul>             |
| 12:00-1:15  | Lunch (Wood Hall)                                                                                                                                                        |
| 12:15-1:15  | Council of Chiefs Luncheon (Jenkins Hall)                                                                                                                                |
| 1:30-4:30   | Interactive Training <ul style="list-style-type: none"><li>▪ AIA (Climbing Tower area)</li><li>▪ CERE (Seminole Trail area)</li><li>▪ LEAD (Parade Field area)</li></ul> |
| 4:30-5:30   | Siesta                                                                                                                                                                   |
| 6:00-7:30   | Dinner (Wood Hall)                                                                                                                                                       |
| 7:30-8:15   | Ceremony (Council Ring)                                                                                                                                                  |
| 8:15-9:45   | Powwow (Climbing Tower area)                                                                                                                                             |
| 9:45-11:00  | Cracker Barrel (Wood Hall)                                                                                                                                               |
| 10:00-11:15 | Patch Auction (Wood Hall)                                                                                                                                                |
| 11:30       | Lights Out                                                                                                                                                               |

### Sunday

|           |                                         |
|-----------|-----------------------------------------|
| 7:30-8:45 | Breakfast (Wood Hall)                   |
| 9:00-9:30 | Interfaith Scout's Own Service (Chapel) |
| 10:00     | Checkout                                |

## American Indian Activities

### Grass Dance Clothing

Lay back and sway with the beat of the drum. The many stories of this dancer bring its unique, swaying style into motion. Learn the clothing articles of the 'medicine man'.

### Fancy Dance Clothing

This style uses a myriad of materials to convey their flashy steps. Learn the major articles of clothing for the Fancy Dancer.

### Fancy Dancing

Accelerate yourself with the flash and glory of the Oklahoma Fancy Feather Dance. Being the most recent of dance evolutions, this style uses the newest of materials and funkiest of steps to gracefully convey the beat of the drum. Become educated on the style of this dance.

### Old Style Clothing

Call all antique shops! This dance mimics the historical clothing of the Native American sporting everything from top hats to Masonic vests.

### Straight Dance Clothing

Also known as the 'Tuxedo style' of the Native American, Strait dance is the slow and steady style of the South. Learn the regalia which make this high energy, slow-paced dance.

### Traditional Clothing

Explore the style of the contemporary traditional dancers with emphasis on outfit exhibition and participation.

### Seminole Clothing

Showcasing elaborate patchwork and supersized shirts, the clothing of the Seminole is still worn today. Come to learn about the construction and styles of the Seminole clothing.

### Southern Singing

The robust southern song is what we traditionally hear as Native music. Join the seminar to learn the beats, customs, and distinctions of the Southern drum.

### Northern Singing

The Northern singing style is a high-pitched fast paced song with many variations in meanings of songs. Learn the distinctions of the Northern drum, practice the songs, and learn the customs.

### Lazy Stitch

Learn the rippled beadwork style.

### Patchwork

When beading is too complicated, ribbon work is on its way! Learn the tricks behind the manipulation of materials that is the appliqué ribbonwork process.

### Tanning

Learn the steps between skinning and wearing a piece of leather. This extensive process is a time honored tradition among natives and woodsmen alike.

### Round Stitch

Also known as Peyote style, this beading allows the craftsman to decorate dance sticks, walking staffs, or roach pins. Learn the various methods and designs in this session.

### Mirror Boards

This contemporary hand article may be danced by virtually any style. Learn the history and construction of this 'reflective' craft.

### Drum Stick Making

Construct what is also known as a 'drum beater' and use it to take part in the heart of the native circle.

### Straight Dancing

Also known as the 'Tuxedo style' of the Native American, Strait dance is the slow and steady style of the South. Learn the steps which make this high energy, slow-paced dance.

### Grass Dancing

Lay back and sway with the beat of the drum. The many stories of this dancer bring its unique, swaying style into motion. Learn the steps and movements of the 'medicine man'.

### Traditional Dancing

Explore the style of the contemporary traditional dancers with emphasis on dance exhibition and participation.

### Roaches

This head dress strongly resembles the hairstyle of the Mohawk Indian... seriously. Learn the construction technique and appropriate styles per dance category.

### Fan Building

Keep cool with the original 'fan'. Learn how feathers may be arranged into to form the contemporary dance fan. Learn the different styles and genres of the various types of wing and loose fans.

### Bustles 101

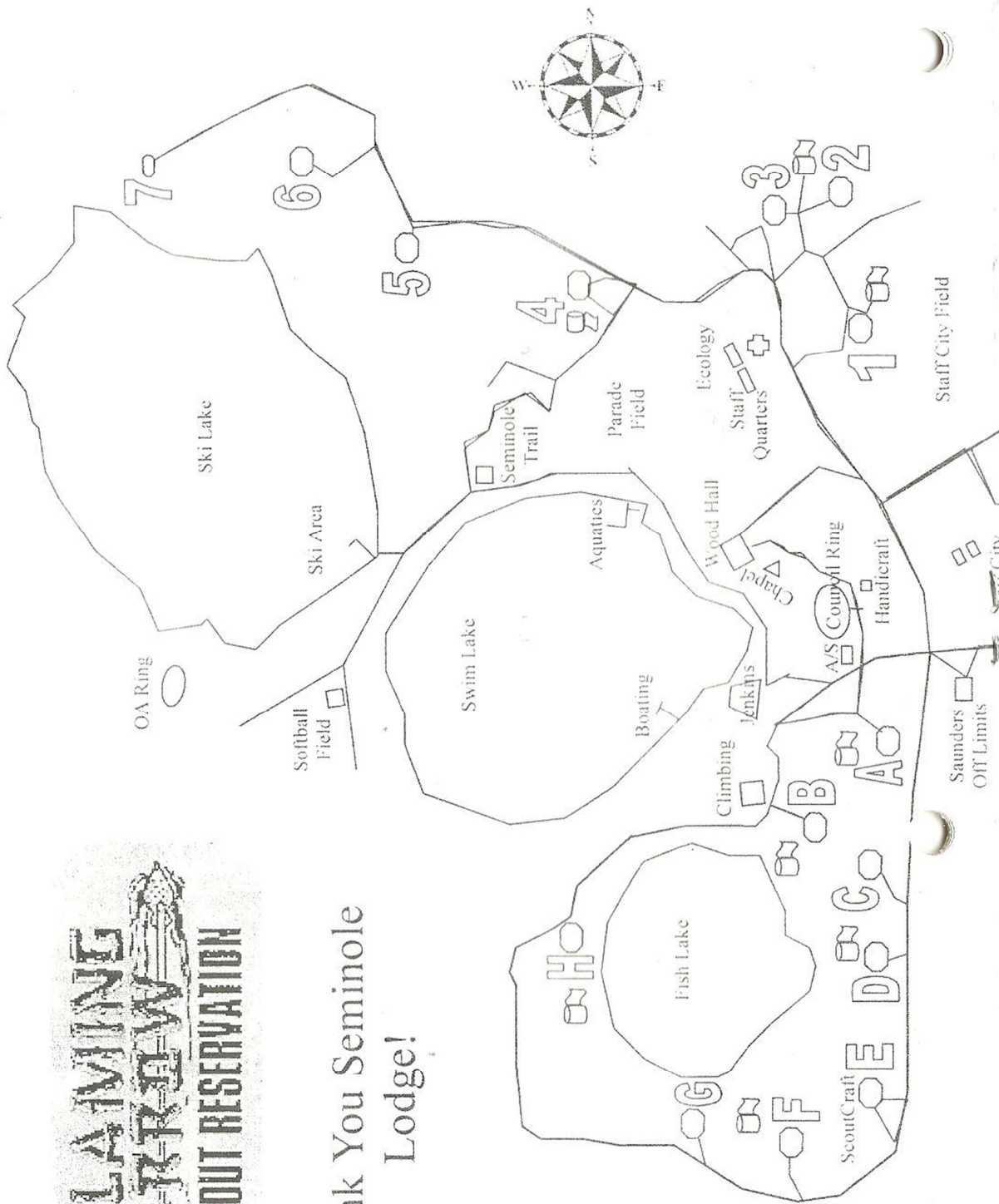
Learn the technique for constructing a beautiful array of feathers worn on the back of a dancer.

**American Indian  
Activities (part 1)**

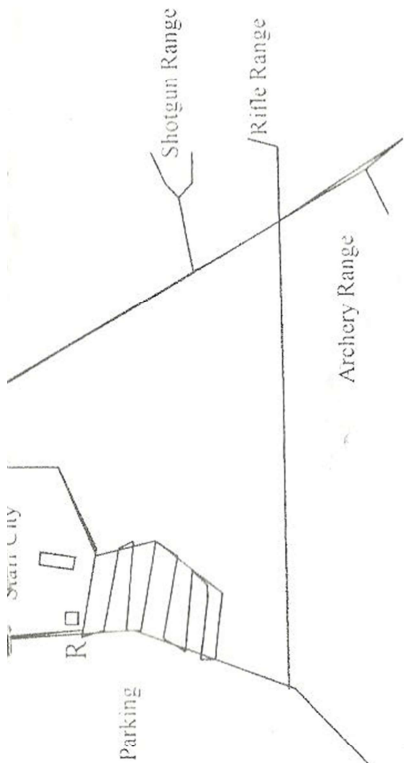
|                         | Block 1       | Block 2         | Block 3         |
|-------------------------|---------------|-----------------|-----------------|
| Training Session        | 9:00-<br>9:55 | 10:00-<br>10:55 | 11:00-<br>11:55 |
| Grass Dance             | X             | X               |                 |
| Fancy Dance Clothing    | X             | X               |                 |
| Old Style Clothing      | X             | X               |                 |
| Straight Dance Clothing |               | X               | X               |
| Traditional Clothing    |               | X               | X               |
| Seminole Clothing       |               | X               | X               |
| Tanning (leather)       | X             | X               | X               |
| Southern Singing        | X             | X               | X               |
| Northern Singing        | X             | X               | X               |
| Fan Building            | X             | X               | X               |
| Bustles 101             | X             | X               | X               |

# FLAMING FIREWORK SCOUT RESERVATION

Thank You Seminole  
Lodge!

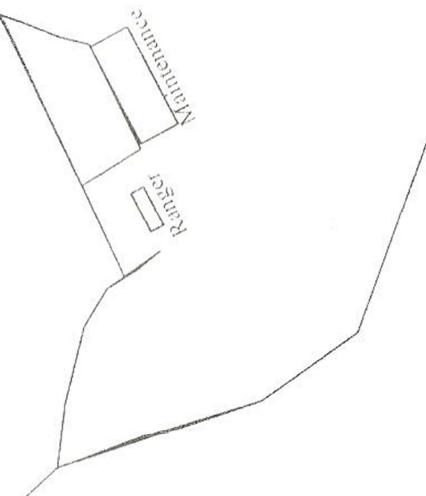






## Campsites

- |   |                   |   |              |
|---|-------------------|---|--------------|
| A | Arapaho           | 1 | Baden Powell |
| B | Blackfoot         | 2 | Seton        |
| C | Cheyenne          | 3 | Beard        |
| D | Dakota            | 4 | West         |
| E | Eric: Scout Craft | 5 | Livingston   |
| F | Fox               | 6 | Tad Stoler   |
| G | Gosuite           | 7 | Outpost Camp |
| H | Hopi              |   | Bathrooms    |



**American Indian  
Activities (part 2)**

|                                 | Block<br>4    | Block<br>5    | Block<br>6    |
|---------------------------------|---------------|---------------|---------------|
| Training Session                | 1:35-<br>2:30 | 2:35-<br>3:30 | 3:35-<br>4:30 |
| Mirror Boards                   | X             | X             |               |
| Drum Stick Making               | X             | X             |               |
| Lazy Stitch                     | X             | X             | X             |
| Patchwork                       | X             | X             | X             |
| Round Stitch                    | X             | X             | X             |
| Straight Dancing                | X             | X             | X             |
| Grass Dancing                   | X             | X             | X             |
| Traditional Dancing             | X             | X             | X             |
| Fancy Dancing                   | X             | X             | X             |
| Roaches                         | X             | X             | X             |
| Drum Group for Dance<br>Classes | X             | X             | X             |

## Ceremonial Events

### The Meaning of the Arrow

This training session will explore our Order's induction process in general and why we do ceremonies in the Order of the Arrow, and will allow all of our section's ceremonialists to take on step forward together.

### Becoming Your Part

This training session will focus on advanced character analysis and basic symbolism in Order of the Arrow ceremonies.

### From the Darkness

This training session will discuss general ceremonial theory, ranging from historical references to modern examples of moral and OA ideological issues.

### Think Tank

This training session is geared towards Brotherhood and Vigil Honor members of our Order. This session will be geared towards discussing how our Order's ceremonies connect and interact.

### Principal Individual Training

Ceremonialists will break out into groups by principal for one-on-one training with experienced ceremonialist from around the section.

### Presentation Skills

This session will focus on the importance of vocal inflection, physical bearing, role playing, and gestures. This session will also be used to practice the Lodge Closing Ceremony for the evening program.

### Setting Up & Breaking Down

This class is for Arrowmen who are new to the Order of the Arrow and ceremonies.

| <b>Ceremonial Events</b>       | <b>Block 1</b> | <b>Block 2</b> | <b>Block 3</b> | <b>Block 4</b> | <b>Block 5</b> |
|--------------------------------|----------------|----------------|----------------|----------------|----------------|
| <b>Training Session</b>        | 9:00-09:45     | 9:50-11:55     | 1:30-3:00      | 3:00-4:30      | 4:30-5:00      |
| The Meaning of the Arrow "why" | X              |                |                |                |                |
| Becoming your part             |                | X              |                |                |                |
| From the darkness              |                | X              |                |                |                |
| Think tank                     |                | X              |                |                |                |
| Principal ind. Training        |                |                | X              |                |                |
| Presentation skills            |                |                |                | X              |                |
| Setting Up                     |                |                |                |                | X              |

## Leadership Development

### Adults and youth working together

This session allows for youth and adults to learn together what it takes to work together in the Order of the Arrow. In this session they will pair up and role play some scenarios dealing with problems that might arise in their working relationship.

### Patch Trading for beginners

This session gives participants the opportunity to learn about the value of patches, not just their individual trade/sell value, but their value to the organization and its program.

### Running a successful meeting

This session will give an in depth exploration on running a flawless meeting. The trainer will teach Robert's rules of order and other types of methods to ensure a meetings success.

### OA Structure

This session is an opportunity to those who may be new to the OA or those seeking to know more about the make-up of the Order. A past National Chief will be teaching this session and is sure to offer great insight on the structure of the Order of the Arrow.

### Elangomat Program

The Elangomat program is one of the most overlooked programs by many lodges, yet it is one of the most important ones. This session will teach people how to be successful elangomats, and how to have a successful elangomat program in a lodge.

### Event Planning

This session allows both youth and adults the opportunity to see how to successfully plan and carry-out an event. This training is essential for planning something as small as a troop camping trip to as large as a NOAC (National OA Conference). It is sure to be helpful for anyone planning any kind of event in or outside of the order.

### Troop Elections

Troop elections are the feeding tubes of the OA. It is crucial that elections be successful so the organization can thrive. This session will teach participants how to go about performing a troop election, and how to ensure that those attending the election are well informed on the Order.

### Camping Promotions

This is a great opportunity for lodges to show what they have to offer. This session is an open forum for participants to brainstorm ways of promoting camping in their council. This think-tank session will help lodges to work closer with their council in promoting its programs.

### Motivating Members

One of the biggest troubles of any organization is keep its members interested. This session will show participants how to hold onto its members interest and will help to make the lodge stronger because of it.

### Leave No Trace

As scouts we have all heard of the principles of leave no trace. Well, this session goes into great detail on why it is important to follow these principles, and why it is our job as members of Scouting's National Honor Society to teach these rules to others.

### Lodge Program

The foundation of the Order is the Lodge. This session will teach those who attend how to successfully put on Lodge Program to create a successful thriving lodge.

### Lodge Administration

This session is directed towards those who hold lodge administration positions or seek these positions in the future. Attendees will learn how to successfully run a lodge's administration, and will walk away with a better understanding of their job and/or future job in the Order of the Arrow.

| <b>LEAD</b>                       | <b>1</b> | <b>2</b> | <b>3</b> | <b>4</b> | <b>5</b> | <b>6</b>  |
|-----------------------------------|----------|----------|----------|----------|----------|-----------|
| <b>Training Session</b>           | 9:00     | 10:00    | 11:00    | 1:35     | 2:35     | 3:35<br>5 |
| Youth and Adults working together |          | X        |          | X        |          | X         |
| Patch trading for beginners       | X        |          |          |          | X        |           |
| Running a successful meeting      |          |          | X        |          | X        |           |
| OA Structure                      |          | X        |          | X        |          |           |
| Elangomat Program                 | X        |          | X        |          |          |           |
| Event Planning                    |          |          |          | X        |          | X         |
| Troop Elections                   |          | X        | X        |          |          |           |
| Camping Promotions                | X        |          |          |          | X        |           |
| Motivating members                |          |          |          | X        |          | X         |
| Leave No Trace                    |          | X        |          | X        |          | X         |
| Lodge Program                     |          |          | X        |          | X        |           |
| Lodge Administration              | X        |          |          |          |          | X         |

